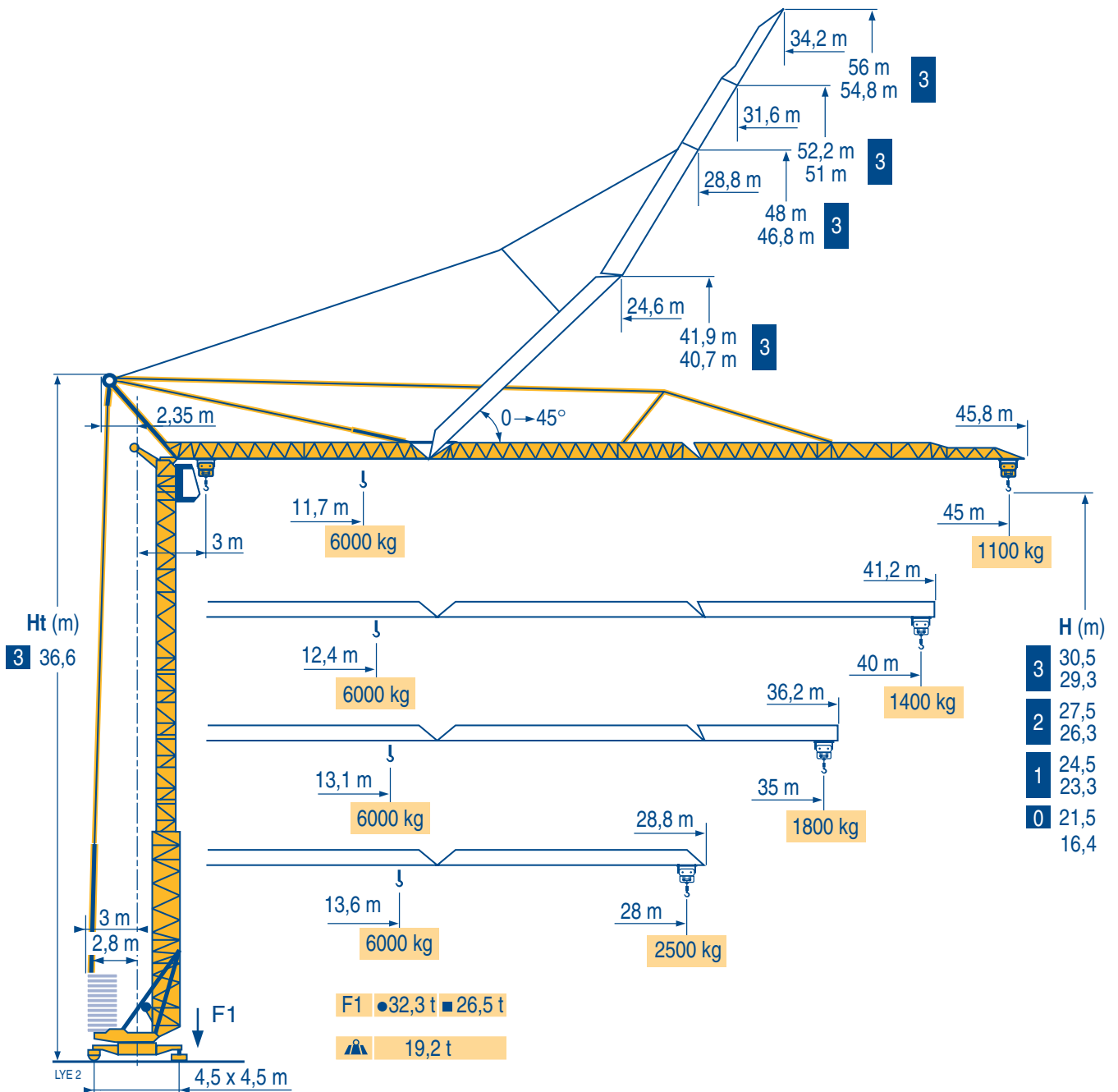


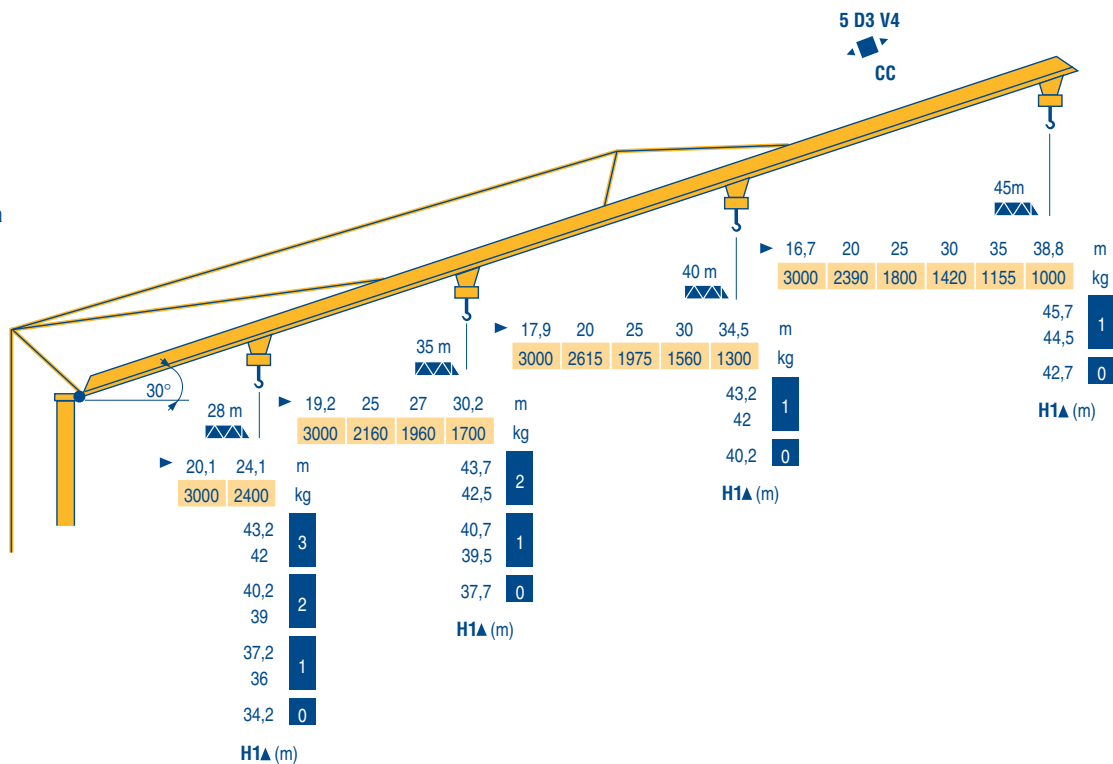
GTMR 346 B



Courbes de charges	45 m	3 ▶	11,7	13	15	17	20	23	25	27	30	33	35	37	40	43	45	m
Lastkurven			6000	5265	4400	3770	3090	2600	2345	2130	1865	1655	1535	1430	1290	1170	1100	kg
Load diagrams	40 m	3 ▶	12,4	13	15	17	20	23	25	27	30	33	35	37	40			m
Curvas de cargas			6000	5650	4730	4055	3325	2800	2530	2300	2020	1790	1660	1550	1400			kg
Curve di carico	35 m	3 ▶	13,1	15	17	20	23	25	27	30	33	35						m
Curva de cargas			6000	5080	4360	3580	3020	2725	2480	2180	1940	1800						kg
	28 m	3 ▶	13,6	15	17	20	23	25	27	28								m
			6000	5330	4580	3760	3175	2870	2615	2500								kg

Flèche relevée
Ausleger in Steilstellung
Luffing jib
Flecha izada
Braccio impennato
Lança inclinada

LVE 1



GTMR 346 B

POTAIN



F

Chariot distributeur et courbes de charges

Réactions en service

Réactions hors service

A vide sans lest (ni train de transport) avec flèche et hauteur maximum.

D

Verfahrbare Laufkatze und Lastkurven

Reaktionskräfte in Betrieb

Reaktionskräfte außer Betrieb

Ohne Last, Ballast (und Transportachse), mit Maximalausleger und Maximalhöhe.

GB

Traversing trolley and load diagrams

Reactions in service

Reactions out of service

Without load, ballast (or transport axles), with maximum jib and maximum height.

E

Carro distribuidor y curvas de cargas

Reacciones en servicio

Reacciones fuera de servicio

Sin carga, sin lastre, (ni tren de transporte), flecha y altura máxima.

I

Carrellino distributore e curve di carico

Reazioni in servizio

Reazioni fuori servizio

A vuoto, senza zavorra (ne assali di trasporto) con braccio massimo e altezza massima.

P

Carro distribuidor e curva de cargas
















Reações em serviço

Reações fora de serviço

Sem carga (nem trem de transporte)- sem lastro com lança e altura máximas.

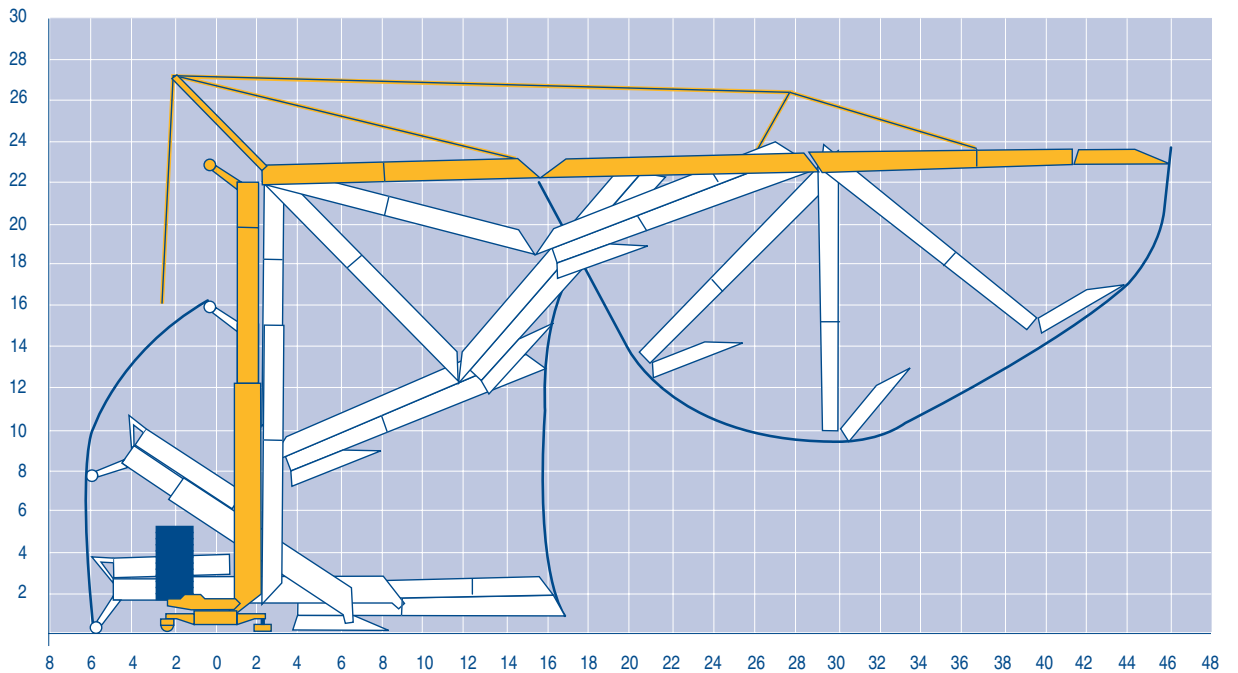
Mécanismes
Antriebe
Mechanisms
Mecanismos
Meccanismi
Mecanismos

LVE 1

								ch - PS hp	kW	
										
	20 LVF 15	m/min	5,5	27,5	55	2,7	13,7	27,5	20	15
		Kg	3000	3000	1500	6000	6000	3000		
	5 D3 V4	m/min	15 - 30 - 58						5,5	4
	RCV 51	tr/min U/min rpm	0 → 0,8						6	4,4
 R ≥ 8 m	TDV 324	m/min	25						2 x 4	2 x 3
	TB 124	m/min	25						2 x 4	2 x 3
CEI 38 		IEC 38		KVA 						
400 V (+6% -10%) 50 Hz		30 kVA			2000/14					

Montage
Montage
Erection
Montaje
Montaggio
Montagem

LVE 1



GTMR 346 B

POTAIN 

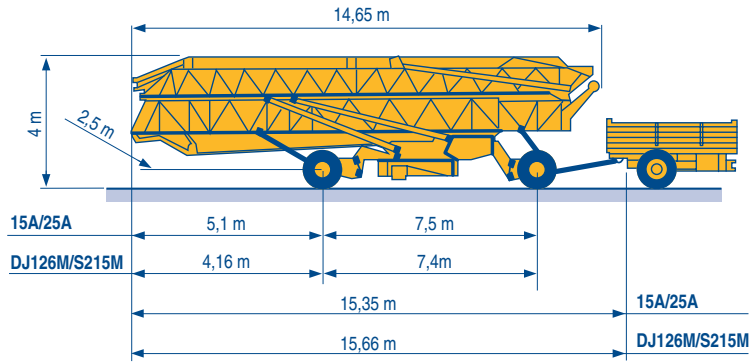


F	D	GB	E	I	P
Levage	Heben	Hoisting	Elevación	Sollevamento	Elevação
Distribution	Katzfahren	Trolleying	Distribución	Distribuzione	Distribuição
Orientation	Schwenken	Slewing	Orientación	Rotazione	Rotação
Translation	Kranfahren	Travelling	Traslación	Traslazione	Translação
Conforme aux directives CEE sur le niveau acoustique	Gemäss EWG-Richtlinien für den Schall-Leistungspegel	In compliance with the EEC Instructions on noise level	Conforme con las directivas CEE sobre el nivel acustico	Conforme alle direttive CEE sul livello acustico	Conforme as directivas CEE sobre o nível acústico

Transport
 Transport
 Transport
 Transporte
 Trasporto
 Transporte

DJ126M/S215M

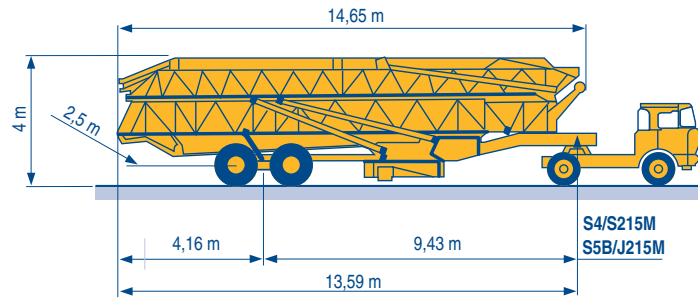
15A/25A



LYE 1

S4/S215M

S5B/J215M



Document commercial non contractuel. Pour toute information technique se référer à la notice correspondante

Unverbindliches Vertriebsdokument. Für technische Informationen, siehe die entsprechenden Anweisungen.

This commercial document is not legally binding. For any technical information, please refer to the corresponding instructions.

Documento commercial non contractuel. Para cualquier información técnica, ver la noticia correspondiente.

Documento commerciale non vincolante. Per tutte le informazioni tecniche fare riferimento al catalogo istruzioni

Documento comercial não contratual. Para qualquer informação técnica complementar consultar as respectivas instruções

Manitowoc
 Crane CARE

POTAIN 
 Manitowoc Crane Group



Americas
 Tel: +1 920 683 6322
 Tel: +1 717 597 8121

Europe - Middle East - Africa
 Tel: +(33) 4 72 81 50 00
 Tel: +(44) 191 565 6281

Asia - Pacific
 Tel: +(65) 6861 7133
 Fax: +(65) 6862 4142

www.manitowoccrane.com

18, rue de Charbonnières - B.P.173
 69132 ECULLY Cedex - France

Tél. : (33) 4 72 18 20 20
 Fax. : (33) 4 72 18 20 00
 www.manitowoccrane.com www.potain.com

GTMR 346 B

Réf. 2003 48 LYE 2

Copyright.Reproduction interdite © POTAIN 2003

Réalisation HeadLines